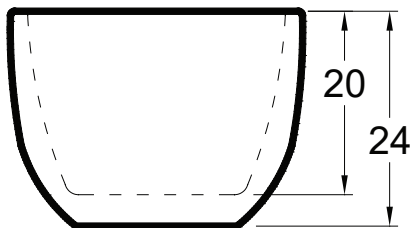
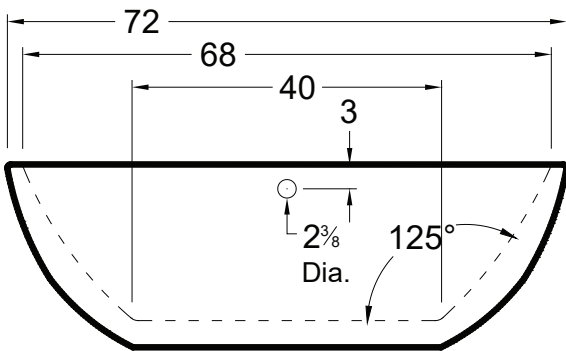
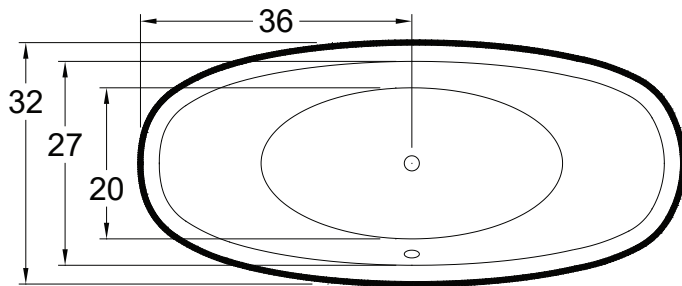


AMERICH[®]

CONTURA[®] II 7232



DIMENSIONS

72" x 32" x 24" (1829 x 813 x 610 mm)
Gallon to Overflow = 95 (Liters = 360)
Factory installed integral drain.

MATERIAL

Acrylic

TUB FLOOR

Non - Textured

UNDERMOUNT:

This tub is not designed for undermount installation.

APPROVALS & COMPLIANCE



Americh products meet or exceed the following standards:

- Underwriters Laboratories (UL)
- Underwriters Laboratories - Canada (cUL)
- ANSI Z124.1 • ANSI A112-19.7
- ANSI A112.19.8

Contact Americh for additional approvals.

LEGEND



Blower

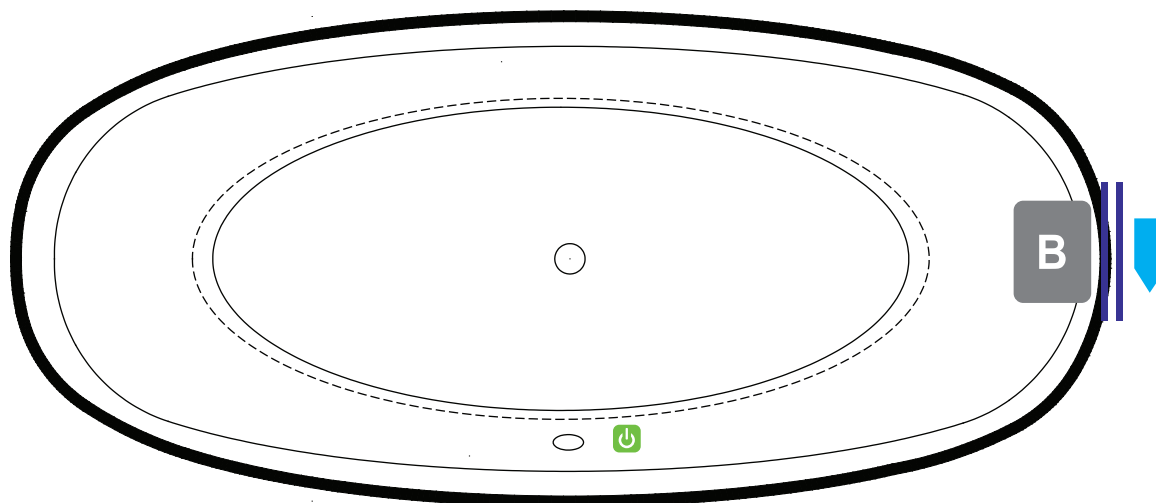


ON/OFF Control

Access Panel
(Minimum 16" X 20")



Label



Airbath System II

Factory installed blower may only be placed in this location.

STANDARD EQUIPMENT

- Integral Waste & Overflow
- Lift bag is provided

OPTIONAL ACCESSORIES

- Chromatherapy
- Pillow: 12"
- Remote Control Upgrade

INSTALLATION TIPS

1. Install according to Owner's Manual and local codes.
2. Always consult your local plumber for recommendations as installations will vary.
3. The bath must be secured to the floor by applying a bead of silicone around the base (which can be cut in future should there be a need to access to the plumbing).
4. Installation must be carried out according to the manufacturer instructions.
5. Hot water supply should be 65-75% of tub capacity or greater.

ELECTRICAL REQUIREMENTS

Americh recommends one 20 amp ground fault circuit interrupter (GFCI) for each power supply provided with the bathtub.